


How to Sort and Dispose of Recyclable Items and Waste



Important announcement

Starting in April 2025, Combustible Waste will be collected door-to-door in Shichirigahama, Kamakurayama, Fueda, Yamanouchi, Imaizumi, Imaizumi-dai, Iwase, the Omachi 5-chome Residents Association area, and the Matsuba Neighborhood Association area (Zaimokuza). From April 2026, this service will be expanded to the entire city. (Residents of detached houses should place their waste within their property facing the street. For residents of apartment complexes, if there is a dedicated clean station for residents, there will be no change in the disposal location. If there is no dedicated clean station for residents, please dispose of your waste at the newly established collection point on the premises for waste to be collected door-to-door.)

Scan the QR code for the details→



【Inquiries】

Inquiries about sorting waste:

Resource Recycling Division: **0467-61-3396**

Inquiries about waste collection:

Environment Center: **0467-44-5344**

Inquiries about door-to-door collection

Door-to-Door Collection Unit,
Resource Recycling Division: **0467-40-5542**

Contents

Collection Days by District	01
Rules and Notices on Disposing of Recyclable Items and Waste	03
●How to Sort Recyclable Items and Waste●	
Combustible Waste	05
Non-Combustible Waste	07
Plastic Containers and Packaging	09
Plastic Goods	11
PET Bottles	13
Used Cooking Oil	13
Food and Beverage Cans and Bottles	14
Paper	15
Fabric Items	18
Plant Trimmings	19
Hazardous/Toxic Waste	20
Large Waste	21
Paid Bags (Designated Collection Bags)	23
Recyclable Items and Waste Not Handled by the City	24

Collection Days by District

District	Mon	Tue	Wed	Thu	Fri
Juniso, Jomyoji, Nikaidoh	Combustible Waste	Paper & Fabric Items (1st) Non-Combustible Waste (1st) Hazardous/Toxic Waste (1st) Used Cooking Oil (3rd) Plastic Goods	PET Bottles Plant Trimmings	Combustible Waste	Food and Beverage Cans and Bottles Plastic Containers and Packaging
Nishi Mikado, Yukinoshita, Ogigayatsu, Komachi, Onarimachi, Sasuke	Combustible Waste	Paper & Fabric Items (2nd) Non-Combustible Waste (2nd) Hazardous/Toxic Waste (2nd) Used Cooking Oil (4th) Plastic Goods	PET Bottles Plant Trimmings	Combustible Waste	Food and Beverage Cans and Bottles Plastic Containers and Packaging
Omachi, Zaimokuza	Combustible Waste	Paper & Fabric Items (3rd) Non-Combustible Waste (3rd) Hazardous/Toxic Waste (3rd) Used Cooking Oil (2nd) Plastic Goods	PET Bottles Plant Trimmings	Combustible Waste	Food and Beverage Cans and Bottles Plastic Containers and Packaging
Yuigahama, Sasamemachi, Hase	Combustible Waste	Food and Beverage Cans and Bottles Plastic Containers and Packaging	PET Bottles Plant Trimmings	Combustible Waste	Paper & Fabric Items (2nd) Non-Combustible Waste (2nd) Hazardous/Toxic Waste (2nd) Used Cooking Oil (4th) Plastic Goods
Sakanoshita, Gokurakuji, Inamuragasaki, Shichirigahama-higashi	Combustible Waste	Food and Beverage Cans and Bottles Plastic Containers and Packaging	PET Bottles Plant Trimmings	Combustible Waste	Paper & Fabric Items (3rd) Non-Combustible Waste (3rd) Hazardous/Toxic Waste (3rd) Used Cooking Oil (2nd) Plastic Goods
Koshigoe (1- through 5-chome), Tsu-nishi	Plant Trimmings Plastic Containers and Packaging	Combustible Waste	Food and Beverage Cans and Bottles PET Bottles	Paper & Fabric Items (2nd) Non-Combustible Waste (2nd) Hazardous/Toxic Waste (2nd) Used Cooking Oil (3rd) Plastic Goods	Combustible Waste
Koshigoe (excluding 1- through 5-chome), Tsu, Shichirigahama	Plant Trimmings Plastic Containers and Packaging	Combustible Waste	Food and Beverage Cans and Bottles PET Bottles	Paper & Fabric Items (3rd) Non-Combustible Waste (3rd) Hazardous/Toxic Waste (3rd) Used Cooking Oil (1st) Plastic Goods	Combustible Waste
Nishi-kamakura, Kamakurayama	Paper & Fabric Items Plant Trimmings	Combustible Waste	PET Bottles (1st) Non-Combustible Waste (1st) Hazardous/Toxic Waste (1st) Used Cooking Oil (3rd) Plastic Goods	Food and Beverage Cans and Bottles Plastic Containers and Packaging	Combustible Waste
Kajiwara (excluding 1- through 5-chome), Terabun (excluding 1- through 3-chome), Kamimachiya, Tebiro	Paper & Fabric Items Plant Trimmings	Combustible Waste	PET Bottles (2nd) Non-Combustible Waste (2nd) Hazardous/Toxic Waste (2nd) Used Cooking Oil (4th) Plastic Goods	Food and Beverage Cans and Bottles Plastic Containers and Packaging	Combustible Waste
Fueda, Tokiwa	Paper & Fabric Items Plant Trimmings	Combustible Waste	PET Bottles (3rd) Non-Combustible Waste (3rd) Hazardous/Toxic Waste (3rd) Used Cooking Oil (1st) Plastic Goods	Food and Beverage Cans and Bottles Plastic Containers and Packaging	Combustible Waste

If you live on the border of a district, your collection day may not be the same as the one listed for your residential district.

District	Mon	Tue	Wed	Thu	Fri
Kajiwara (1- through 5-chome), Terabun (1- through 3-chome), Yamasaki (Uguisuyama)	Paper & Fabric Items Plant Trimmings	Combustible Waste	PET Bottles (4th) Non-Combustible Waste (4th) Hazardous/Toxic Waste (4th) Used Cooking Oil (2nd) Plastic Goods	Food and Beverage Cans and Bottles Plastic Containers and Packaging	Combustible Waste
Yamanouchi	Combustible Waste	Plant Trimmings Plastic Containers and Packaging	Paper & Fabric Items PET Bottles	Combustible Waste	Food and Beverage Cans and Bottles (1st) Non-Combustible Waste (1st) Hazardous/Toxic Waste (1st) Used Cooking Oil (3rd) Plastic Goods
Dai (excluding 1- through 5-chome), Kobukuroya	Combustible Waste	Plant Trimmings Plastic Containers and Packaging	Paper & Fabric Items PET Bottles	Combustible Waste	Food and Beverage Cans and Bottles (2nd) Non-Combustible Waste (2nd) Hazardous/Toxic Waste (2nd) Used Cooking Oil (4th) Plastic Goods
Yamasaki (excluding Uguisuyama), Dai (1- through 5-chome)	Paper & Fabric Items Plastic Containers and Packaging	Combustible Waste	Food and Beverage Cans and Bottles PET Bottles	Plant Trimmings (4th) Non-Combustible Waste (4th) Hazardous/Toxic Waste (4th) Used Cooking Oil (2nd) Plastic Goods	Combustible Waste
Ofuna (1- through 5-chome), Ofuna (excluding 1- through 5-chome)	Combustible Waste	Food and Beverage Cans and Bottles (3rd) Non-Combustible Waste (3rd) Hazardous/Toxic Waste (3rd) Used Cooking Oil (1st) Plastic Goods	PET Bottles Plant Trimmings	Combustible Waste	Paper & Fabric Items Plastic Containers and Packaging
Takano, Imaizumi, Imaizumi-dai	Combustible Waste	Food and Beverage Cans and Bottles (4th) Non-Combustible Waste (4th) Hazardous/Toxic Waste (4th) Used Cooking Oil (2nd) Plastic Goods	PET Bottles Plant Trimmings	Combustible Waste	Paper & Fabric Items Plastic Containers and Packaging
Iwase, Ofuna 6-chome	Combustible Waste	Food and Beverage Cans and Bottles (2nd) Non-Combustible Waste (2nd) Hazardous/Toxic Waste (2nd) Used Cooking Oil (4th) Plastic Goods	PET Bottles Plant Trimmings	Combustible Waste	Paper & Fabric Items Plastic Containers and Packaging
Okamoto	Food and Beverage Cans and Bottles Plant Trimmings	Combustible Waste	Paper & Fabric Items PET Bottles	Plastic Containers and Packaging (1st) Non-Combustible Waste (1st) Hazardous/Toxic Waste (1st) Used Cooking Oil	Combustible Waste (1st) Plastic Goods
Ueki	Food and Beverage Cans and Bottles Plant Trimmings	Combustible Waste	Paper & Fabric Items PET Bottles	Plastic Containers and Packaging (2nd) Non-Combustible Waste (2nd) Hazardous/Toxic Waste (2nd) Used Cooking Oil	Combustible Waste (1st) Plastic Goods
Tamanawa, Shiromeguri, Sekiya	Food and Beverage Cans and Bottles Plant Trimmings	Combustible Waste	Paper & Fabric Items PET Bottles	Plastic Containers and Packaging (3rd) Non-Combustible Waste (3rd) Hazardous/Toxic Waste (3rd) Used Cooking Oil	Combustible Waste (1st) Plastic Goods

How to check the monthly collection date

Note that “●th ▲day” means the ●th ▲day of the month.
It does not mean the ▲day of the ●th week of the month.

Examples shown in the calendar on the right.


“1st Friday” means the 1st (Friday).

“4th Tuesday” means the 26th (Tuesday). *It is not the 19th (Tuesday).

日	月	火	水	木	金	土
					①	2
3	4	5	6	7	8	9
10	11	12	13	14	15	16
17	18	19	20	21	22	23
24	25	26	27	28	29	30

Rules and Notices on Disposing Recyclable

1 Sort recyclable items and waste



Recyclable items or waste not sorted cannot be collected. The person responsible for the rejected waste is required to take it back and be sure to sort the waste before putting it out on the collection day for each item.

Waste generated from business activities cannot be disposed of at clean stations.


2 Confirm the type of collection bag



Be sure to put "Combustible Waste" and "Non-Combustible Waste" in a paid bag (designated collection bag), respectively. Any waste that is not put in paid bags cannot be collected in all fairness.

On other items, except Paper, Food and Beverage Cans and Bottles, and some of Hazardous/Toxic Waste, be sure to put in transparent or semi-transparent bags (up to 45 L).

3 Confirm the waste amount



The maximum amount of recyclable items and waste that can be disposed of by a household per day is five bags or five bundles. If you dispose of a large amount all at once, it may obstruct the flow of traffic and pedestrians, and may not be collected in full. If you need to dispose of a large amount of waste because you are moving or tidying up, please check the collection days for each type of waste and plan accordingly.

4 Take out waste by 8:30 a.m. on collection days



Be sure to take waste out by 8:30 a.m. on collection days. Please be punctual as items disposed of after this time will not be collected.

5 Take out to predefined clean station



Clean stations are to be managed and maintained by the people who use them. Please follow the rules of the clean station you are using to dispose of recyclable items and waste. You are not allowed to dispose of recyclable items and waste at clean stations that you do not normally use, such as on your way to work or school.

If you do not know the right place, please confirm it with your neighbors or real estate agent.

If you see illegal dumping at a clean station, please contact the Environment Center.

Note!

"Combustible Waste" will be collected door-to-door in some areas from April 2025 and in the entire city from April 2026. Please note that the disposal locations may change.

6 Place items together with others like it



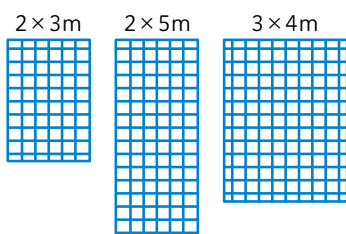
On days of the week when multiple types of items, such as Paper, are put out together, in order to enhance the efficiency of collection, please be careful that items put out before yours are still visible.

7 Use the anti-crow nets



Please use the anti-crow nets to prevent crows from getting into the recyclable items and waste and making a mess. Kamakura City will lend you anti-crow nets free of charge in order to prevent damage by crows.

If you want to install an assembled net box at your own expense, please consult with the Environment Center in advance.




Combustible Waste


Twice a week




Food waste and sea shells



Dirty or odorous Paper items (tissue paper, pizza boxes, etc.)



Aluminum foil



Wood products (disposable chopsticks, bamboo crafts, etc.)



Products for pet animals (pet sheets, toilet sand for pets)




Plastic zip ties and polypropylene (PP) bands




Goods made of rubber or vinyl



Disposable body warmers and refrigerants




Shoes, boots, sneakers, slippers



Pillows, cushions, Japanese sitting cushions, stuffed toys



Hygiene products (bandages, sanitary items)



Quilted items, raincoats, leather gloves

! Items with a size approximately over 50 cm in length, width or height are classified as Large Waste.


✗ Items that cannot be collected as Combustible Waste

Oct. 1, 2024-



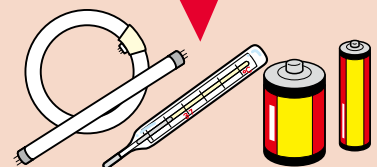
Disposable lighters
→Hazardous/Toxic Waste (page 20)

Oct. 1, 2024-



Wooden cleaning tools measuring 50 cm or more, wooden rod-shaped items measuring between 50 cm and 1 m
→Specified Large Waste shaped like a rod, board, etc. (see page 21)

Such items may cause the incineration facility to be shut down. Please be sure to dispose of batteries, fluorescent tubes, thermometers, and other products that have mercury as "Hazardous/Toxic Waste."



Items with mercury
→Hazardous/Toxic Waste (see page 20)

Paid bags (designated collection bags)

Note!

“Combustible Waste” will be collected door-to-door in some areas from April 2025 and in the entire city from April 2026. Please note that the disposal locations will change.

Instructions

Put waste in a paid bag (designated collection bag)

① Tie the middle handles



② Tie the outside handles



③ Completed



Instructions

If the item is less than 50 cm and cannot fit into a 40 L bag (LL size) due to its shape

You can attach a 40 L paid bag (designated collection bag) to the item and put it out.

Any size bag is acceptable as long as the volume totals 40 L, such as two 20 L bags (L size) or four 10 L bags (M size).

Instructions

Items that can be disposed of in transparent or semi-transparent bags (bags up to 45 L)

■ Diapers, potty training pants, incontinence pads (for humans)

① Flush away dirt (solids) in a toilet.



② Put waste in a **transparent or semitransparent bag (up to 45 L)** and tie off the top so that all of the waste is surely kept inside the bag.



③ Take the waste out on the collection day of Combustible Waste in a way that garbage collectors can see that they are paper diapers/pads.



Note!

The waste will not be collected if any other items are mixed in.

This does not apply to paper diapers for pets. Please dispose of them in a paid bag (designated collection bag).

■ Waste scattered at clean stations and waste from road cleaning

Waste scattered at clean stations by animals can be disposed of without using paid bags (designated collection bags). Place such waste in transparent or semi-transparent bags (up to 45 L) and write “SEISOU GOMI” (cleaned up waste) in large characters on them. All other waste should be sorted as much as possible and put out on the collection day for each item type.



Non-Combustible Waste

Once a month




Ceramics




Ceramic bottles




Glassware




Metalware




Umbrellas



Small household appliances
(remove any batteries)



Non-food and beverage cans and bottles
(empty contents before disposing of these)

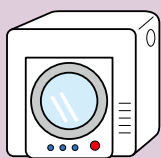


Bottle lids and caps
Metal lids and screw caps


! Items with a size approximately over 50 cm in length, width or height are classified as Large Waste (there are some exceptions).




Items that cannot be collected as Non-Combustible Waste



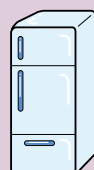
Clothes driers




Freezer



Laundry washers



Refrigerators

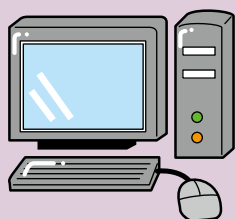


Air conditioners

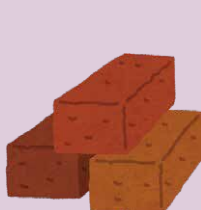


TV sets

Items subject to the Act on Recycling of Specified Kinds of Home Appliances
→Recyclable Items and Waste Not Handled by the City (see page 24)



Computer equipment
→Recyclable Items and Waste Not Handled by the City (see page 25)



Soil & Stones
→Recyclable Items and Waste Not Handled by the City (see page 26)



Paint cans with content inside
→Large waste shaped like a rod, board, etc. (see page 21)

Paid bags (designated collection bags)



Put waste in a paid bag (designated collection bag)

① Tie the middle handles



② Tie the outside handles



③ Completed



For products with batteries, please be sure to remove any batteries.

Dry cell batteries and lithium coin cell batteries (CR and BR) are “Hazardous/Toxic Waste” (see page 20).



When disposing of diatomaceous earth products, place them in a transparent or semi-transparent bag and also in a paid bag (designated collection bag). Please seal the bag with tape to prevent scattering and label it as “Keisodo.”



If the item is less than 50 cm and cannot fit into a 40 L bag (LL size) due to its shape

You can attach a 40 L paid bag (designated collection bag) to the item and put it out.



Items that can be disposed of even if they measure more than 50 cm

- Rod-shaped metal items (umbrellas, walking sticks, brooms, rackets, rod-shaped items less than 1 m in length and 3 cm in diameter, etc.)

These items can be disposed of by wrapping or tying a paid bag (designated collection bag) around them.

You can put items together if you put out items of different types at the same time.

You can dispose of up to 3 golf clubs (4 or more golf clubs will be classified as “Large Waste” (see page 21).



- Ceramics (tableware), frying pans, tricycles (made of metal), etc.

You can attach a 40 L paid bag (designated collection bag) to the item and put it out.






They have this mark on them.

! Plastic Containers and Packaging materials are the items to be sorted based on the Containers and Packaging Recycling Law, which are plastics used for wrapping or packaging things that are no longer used after the good contained was used (consumed) or taken out.



Plastic bags from stores, polyethylene bags, films



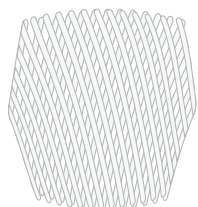
Cups and packages



Plastic bottles and cases (excluding those with a PET Bottle mark on them)



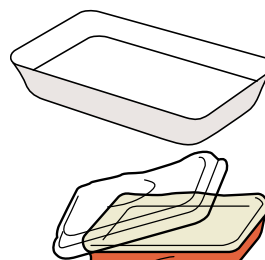
Tubes



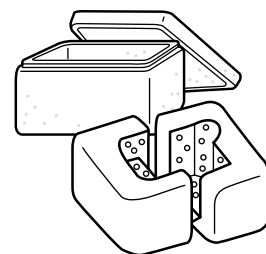
Plastic net bags for fruits



Lids and labels of bottles and tubes



Trays



Styrene foams




Items that cannot be collected as Plastic Containers and Packaging



PET

Items that have a PET Bottle mark on them
→PET Bottles (see page 13)



Plastic products
→Plastic Goods (see page 11)



Plastic used as a bag or wrapping material for items that are not products such as laundry bags, envelopes of direct mail, etc.
→Combustible Waste (see page 5)

Place in transparent or semi-transparent bags (up to 45 L)



Place in transparent or semi-transparent bags (up to 45 L)

Please remove food and other contaminants and dispose of items in transparent or semi-transparent bags (up to 45 L).



Do not double-bag items. The bags are torn before items are sorted for recycling. Please dispose of items in a single bag to avoid impeding this work.



Sorting by hand



How much food/waste residue do I need to remove?

Food containers and packaging

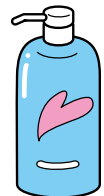
Please remove food/waste residue so that no solids remain. Cut off the openings of tubes and other parts that are difficult to clean and dispose of them as “Combustible Waste.”

! There is no need to forcibly remove price label stickers and other such things that are difficult to remove.



Non-food containers and packaging and oil containers

There is no need to clean the inside. They should be emptied.



For containers with greasy dirt or strong smell

Containers with greasy dirt or strong smell such as retort packaging or container of curry and pickles containers should be taken out as “Combustible Waste.”

! They need not to be washed using lots of water or cleaner. Water is also a valuable resource.



Most of the cost of recycling Plastic Containers and Packaging materials is borne by businesses.

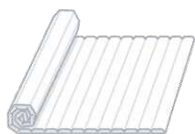
However, Kamakura City may bear the entire cost if the items are too dirty or have foreign contaminants (lighters, razors, etc.) as stated in the quality survey conducted by the Japan Containers and Packaging Recycling Association.

We ask for your cooperation in thoroughly sorting items.



Foreign contaminants removed in intermediate treatment


■ Items made of plastic material



Bathtub covers



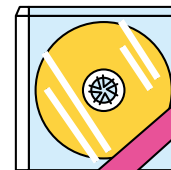
Buckets and bowls



Straws



Sealed containers

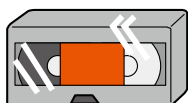


CDs and cases

■ Items made of plastic and some other materials (metal, rubber, etc.)



Floppy disks



Videotapes




Cassette tapes




Hangers with metal hooks

■ Items made of silicone, urethane, or sponge material



■ Plastic toys that do not use batteries or electricity




! Items with a size approximately over 50 cm in length, width or height are classified as Large Waste (there are some exceptions).

✗ Items that cannot be collected as Plastic Goods



Unsanitary items
→ Combustible Waste
(see page 5)



Items made from polyvinyl chloride (PVC) (including soft vinyl dolls)
→ Combustible Waste
(see page 5)



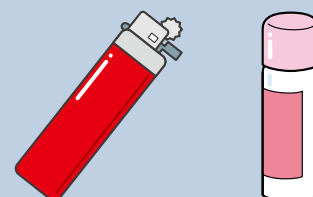
Items that use electricity or batteries
→ Non-Combustible Waste
(see page 7)



Items having a PET Bottle mark on them
→ PET Bottles (see page 13)



Items having a plastic mark on them
→ Plastic Containers and Packaging
(see page 9)



Items that may cause explosions or other hazards
→ Hazardous/Toxic Waste
(see page 20)

Place in transparent or semi-transparent bags (up to 45 L)



Place in transparent or semi-transparent bags (up to 45 L)

Please remove food residue, sand, mud, etc. and place the items in a transparent or semi-transparent bag (up to 45 L).

Items measuring less than 50 cm in length with a shape that does not fit into a transparent or semi-transparent bag (up to 45 L) may be disposed of directly at the clean station without being placed in a bag.

① Wash soil away.



Wash away sand and mud on plant pots and planters.



Stickers should be peeled off if possible.

② Place in transparent or semi-transparent bags (up to 45L).



Items that are less than 50 cm and do not fit in a bag can be disposed of as-is

You can also dispose of broken or worn-out items.



Disposal without putting the item in a bag because it does not fit:

Please write "SEIHIN PURASUCHIKKU" (Plastic Goods) on a piece of paper and attach it to the item/bag so that it is clear that the item is a Plastic Good.



Items that can be disposed of, even if they measure over 50 cm

■ Plastic rod-shaped items less than 1 m in length and 3 cm in diameter

Rod-shaped items such as gardening poles and rulers that are less than 1 m in length and 3 cm in diameter can be disposed of as Plastic Goods, even if they are over 50 cm in length.

If the item's length exceeds 1 m, it is classified as Large Waste shaped like a rod, board, etc. (see page 21).

■ Bathtub covers and cleaning tools

Plastic bathtub covers and cleaning tools may be disposed of, even if they are over 50 cm in length.

■ Items that can be disposed of in transparent or semi-transparent bags (up to 45 L)

Urethane mats, pillows, etc. may be disposed of as Plastic Goods if they fit into a transparent or semi-transparent bag (up to 45 L) and the opening can be tied off, even if they are over 50 cm in length.

PET Bottles

Once a week

Place in transparent or semi-transparent bags (up to 45 L)



Applicable to bottles with a "PET" symbol



Beverages, alcoholic beverages, seasonings, etc.



Items that cannot be collected as PET Bottles



Colored PET Bottles
→Combustible Waste (see page 5)



Caps and labels
→Plastic Containers and Packaging (see page 9)

Instructions

Place in transparent or semi-transparent bags (up to 45 L)

①Remove the caps and labels.



②Rinse the inside.



③Lightly crush.



④Place them in transparent or semi-transparent bags and tie off the top of the bag.



Used Cooking Oil

Once a month

Put in PET Bottles



Vegetable or other plant-based oil (liquid)



Items that cannot be collected as Used Cooking Oil



Solidified cooking oil
→Combustible Waste (page 5)

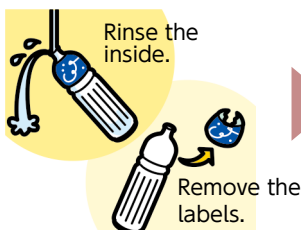


Animal and mineral oil
→Recyclable Items and Waste
Not Handled by the City (page 26)

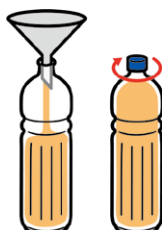
Instructions

Use 500ml PET Bottles, if possible.

①Prepare empty PET Bottles. Rinse the inside and remove their labels.



②Put the cooled oil into the PET Bottles and put on the caps.



③Write "SHOKUYO ABURA" (Cooking oil) on the PET Bottles using a marker. Do not place them in bags.



* Make sure to write SHOKUYO ABURA on the bottles. If not, they may be misidentified as tea bottles and may not be collected.


* Please make sure that bottles will not roll over and be mixed with other waste.

Food and Beverage Cans and Bottles


Once a week

Place in the container at the clean station

Food and beverage cans (aluminum and steel cans)



Beverage cans



Food cans



Pet food cans




Lids of cans

Food and beverage glass bottles




Bottles of alcoholic beverages, health drinks, and medicines



Seasoning bottles

Request

Please return reusable bottles, such as beer bottles and sake/shochu bottles, to the distributor as much as possible.



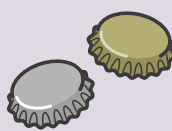
✗ Items that cannot be collected as Food and Beverage Cans and Bottles



Non-food and beverage cans and bottles
→Non-Combustible Waste (see page 7)



Plastic lids
→Plastic Containers and Packaging (see page 9)



Bottle lids and caps
→Non-Combustible Waste (see page 7)



Ceramic bottles
→Non-Combustible Waste (see page 7)




Aerosol spray cans
→Hazardous/Toxic Waste (see page 20)



Place in the container at the clean station

① Wash with water or wipe



② Place in the container at the clean station



*Place cans in the yellow container and bottles in the blue container.

Paper (Mixed Paper)

Once a week



Notebooks

*You can dispose of notebooks with binder rings and staples without removing them.



Office paper, copier paper, memo pads, slips



Post cards and direct mails



Vouchers and receipts



Envelopes, brown/colored envelopes, envelopes with windows
*Cellophane in envelopes with windows can be left on.



Cardboard tubes




Wrapping paper

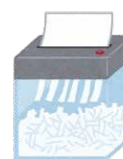


Booklets and catalogs

*Items without a spine



Paper cups



Shredder paper



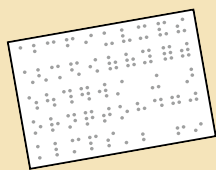
Photographs

✗ Items that cannot be collected as Mixed Paper



Dirty paper

→Combustible Waste (page 5)



Paper with iron-on transfer designs/prints (sublimation transfer paper / print paper)



Do not put other materials such as metals together because it may cause a failure of machines.

Cellophane in envelopes with windows, staples and other metal fixings, and tape attached to paper can be left on.



Instructions

- (1) Put into a paper bag (tape or staple the opening)
- (2) Wrap in wrapping paper, etc. (tape or staple the opening)

- (1) Tape or staple the opening of the paper bag

*Paper bags that are not white inside are also acceptable.



- (2) Wrap in wrapping paper or calendar paper and fasten the opening with tape or staples.



Do not put the paper in plastic bags, as this may cause equipment to malfunction.

Reuse boxes for paper bags are available at city hall and branch offices.

Paper (Paperboard/Kraft Paper)

Once a week



Paperboard
(Gray paper with gray lining and cross-sections used for boxes, etc.)



Kraft Paper
(Brown paper with brown lining and cross-sections used for wrapping paper, etc.)



Items that cannot be collected as Paperboard/Kraft Paper



Papers coated in a color of gold, silver, or with vinyl
→Combustible Waste (see page 5)



Vinyl films
→Plastic Containers and Packaging (see page 9)



Metal cutting edges
→Hazardous/Toxic Waste (see page 20)



Instructions

- (1) Put them in a paper bag (tie the top of the bag with twine)
- (2) Tie up with twine
- (3) Insert in magazines or old books

- (1) Tie the opening of the paper bag with twine.



- (2) Break down boxes and other such items and tie the items together with twine.



- (3) Break down boxes and other such items and insert the items inside a magazine or old book.



There are different closure methods for bags used to dispose of Mixed Paper and Paperboard/Kraft Paper.

Since we identify one from the other during collection according to how the bags are secured, your cooperation would be much appreciated.

Mixed Paper



Close with packing tape or staples.

- ! The bags and contents are recycled as-is without being opened in order to protect personal information.

Paperboard/Kraft paper



Tie with twine.

- ! Items will be sorted by hand after collection.

This system allows people with excess bags to give them to people who need them.

Paper Cartons

You can also dispose of items that are silver or brown on the inside as well as items that do not have the “paper pack” (paper carton) symbol. Plastic lids and drink container openings are classified as Plastic Containers and Packaging.




Instructions

Bundle them with twine.

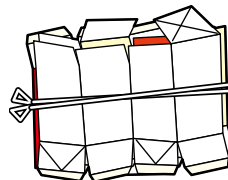
① Rinse the inside.



② Cut the cartons open and dry them off.



③ Bundle them with twine.



It's fine to bundle them with rubber bands!

Newspapers (including ad inserts), Magazines and Old Books, Cardboard



Newspapers and ad inserts



Magazines, old books, catalogs with spine




Cardboard (corrugated board)



Instructions

Bundle items of the same type together using twine.



■ Items that can be put out even if torn



Clothing (shirts, sweater, kimono, obi belts, undergarments, socks, stockings, etc.), towels, blankets, bedding, window drapes, etc.

The items may be reused in Japan or overseas. Please leave buttons and zippers attached when you dispose of Fabric Items.

■ Items that can be put out as long as they are in reusable condition



Leather clothing and clothing with feather or cotton-based padding



Belts



Bags




Hats



Moldy items and dirty items that cannot be cleaned are classified as Combustible Waste.

✗ Items that cannot be collected as Fabric Items



Items containing cotton or feathers



Items made of vinyl



Items that break when compressed



Items used together as a set

→Combustible Waste (page 5)



Place in transparent or semi-transparent bags (up to 45 L)

①Wash and dry before disposing.
*Leather clothing does not need to be washed.



②Place them in transparent or semi-transparent bags and tie off the top.



Please do not put Fabric Items out when it is raining. Wet items will mold and cannot be recycled.



Pruned tree branches



Grass, leaves/
raked leaves



Cut flowers




Bamboo
(stalks and leaves)




Palm fronds

! Kamakura City distributes soil conditioner (chips) made from Plant Trimmings.

✗ Items that cannot be collected as Plant Trimmings



Wood products



Trees such as Apocynaceae
that are highly toxic

→Combustible Waste (see page 5)



Please be sure to ask the
business to take away the
trimmings from their pruning.
Individuals (customers) must
not dispose of such trimmings.

! Do not put together other items such as rocks, paper waste, gardening products, etc.




- (1) Put out at a clean station (up to 5 disposals per household)
- (2) Take to a business that accepts Plant Trimmings (for a fee)

(1) If disposed of at a clean station

Place in transparent or semi-transparent bags (up to 45 L)

Place in transparent or semi-transparent bags and tie off the top of the bag.
* Wait until just before collection to bag the waste. This will prevent molding.



Tied with twine

Cut trimmings to be under 50 cm long and 15 cm thick, and tie them up with twine.




(2) When you take trimmings to a business

Keep pruned branches and stalks under 1.5 m long and 60 cm thick.



You can make up to five disposals per household (such as 3 bags and 2 bundles) at clean stations at a time

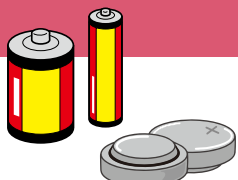
Fluorescent tubes/light bulbs



Place them in their original boxes, or wrap them up with newspaper or other Paper and mark "KEIKOKAN" (fluorescent tube) or "DENKYU" (light bulb) on them.



Dry batteries, lithium coin cell batteries (CR, BR)

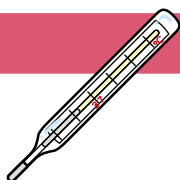


Place in transparent or semi-transparent bags



- ! Small rechargeable batteries (nickel-cadmium (Ni-Cd)), nickel-metal hydride (NiMH), lithium-ion (Li-ion), and button batteries (LR, SR, PR) cannot be collected by the city (see page 26).

Clinical thermometers, thermometers, blood pressure monitors, indei ink paste (made with mercury)



Place in transparent or semi-transparent bags



- ! If mercury is exposed, be sure to use the following methods to dispose of the item.
- ① Transfer the item to a sealable bottle using cardboard or a dustpan, making sure that you do not touch the mercury.
 - ② Put the item in a transparent bag and seal it.
 - ③ Write "SUIGIN" (mercury) on the bag, and dispose of the item as Hazardous/Toxic Waste.

Aerosol spray cans, small gas cartridges (all liquid inside must be fully used up)



Place in transparent or semi-transparent bags (up to 45 L)



- ! Items that still have liquid inside are classified as Large Waste shaped like a rod, board, etc. (see page 21).


Broken glassware/ceramics/mirrors, knives, etc.



Wrap in newspaper or other Paper and write "KIKEN" (hazardous) on them.



Cigarette lighters (disposable, metal), lighters for starting fires



Place in transparent or semi-transparent bags (up to 45 L)



- ! These can be disposed of even if they have liquid inside.

Large Waste



Make a reservation

Collection cannot be made without a reservation.

Online reservations

Available 24 hours a day
(except during maintenance periods)



Reservations by phone

Call the Environment Center (0467-44-5344)
Reception hours: Monday to Friday (including holidays): 8:15 am-5:00 pm

*The phone reservation line tends to receive many calls, so please wait a little longer and call back if the line is busy.

*Please measure the size (length, width, and height) of the item(s) before making a reservation.

You can apply for up to **five items at a time** when making a reservation online or by phone.



Purchase stickers or bags (serves as the handling charge)

Please purchase the correct stickers before the collection day for your reservation.

	Bulky Large Waste	Large Waste	Large Waste shaped like a rod, board, etc.	Specified Large Waste shaped like a rod, board, etc.
Handling charge	Large Waste Stickers: 1,200 yen	Large Waste Stickers: 600 yen	Large Waste Stickers: 300 yen	Paid Bags (Designated Collection Bags)
Sales locations (within Kamakura City)	Post offices (1,200-yen stickers, 600-yen stickers, 300-yen stickers) Convenience stores (600-yen stickers, 300-yen stickers) Kamakura City Hall (4th floor shop in the main building) (1,200-yen stickers, 600-yen stickers, 300-yen stickers)			Supermarkets Convenience stores Drugstores (see page 5)

*Please purchase stickers after making a collection reservation.

*Please keep the receipt for the Large Waste Sticker until the waste is collected.



On the day of collection

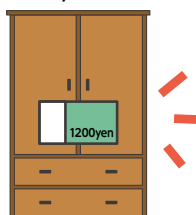
Please bring the Large Waste to the disposal location you registered by 8:30 a.m. on the pick-up day.
(You do not need to be present when the item is collected).

Bulky Large Waste

Large Waste

Large Waste shaped like a rod, board, etc.

Please write your name clearly on the Large Waste Sticker, attach the sticker to the item, and dispose of it at the outdoor location within your property you selected when you made the reservation.



Specified Large Waste shaped like a rod, board, etc.

Please wrap a paid bag (designated collection bag) around the item, attach a piece of paper with your name clearly written on it, and dispose of the item at the outdoor location within your property you selected when you made the reservation.



Paid bags are acceptable as long as they are of a size that can be wrapped around the item.

*Items will not be collected if you attach a Large Waste Sticker with a lower handling charge than the charge designated for the type of item.

*Garbage collectors do not remove items from indoor locations. Please put the item at outdoor location within your property by the day of collection.

*If you are unable to take the item outside or cannot take it out from your apartment building, please consult with a licensed Kamakura City general waste collection and transportation operator (service provided for a fee).

Request collection by the Environment Center

The following items are applicable (these are just examples, so please refer to “Types of Items and Sorting Classifications for Recyclable Items and Waste.”

Large Waste (600 yen/item)


Items with a size approximately over 50 cm in length, width or height.



Furniture




Bicycles



Electric appliances



Futons



Carpets

Bulky Large Waste (1,200 yen/item)

Large Waste with a size approximately over 1m in length, width or height, including the following 8 items:


- Furniture such as chests and shelves (There are some exceptions. Please contact the Clean Center for details.)
- Beds, sofa beds (excluding spring mattresses)
- Chairs (for two or more)
- Tables (with a top area of over 1.2 m²)
- Desks, drawing tables
- Organs, electric organs
- Steel stands or racks that are broken down and occupy an area of 1.65 m² (about 1-tatami mat size) or over, and less than 3.3 m² (about 2-tatami mat size).
- Health appliances such as massaging chairs

Large Waste shaped like a rod, board, etc.

300 yen/item (up to 3 items of the same item are treated as one item)

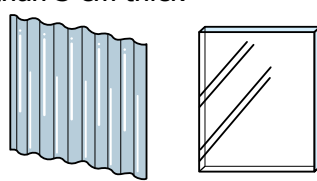
New Oct. 1, 2024

[Rod-shaped items]
1 meter or longer in length



Clothes drying poles, rectangular pieces of wood, etc.

[Board-shaped items] 50 cm or more in length and less than 3 cm thick

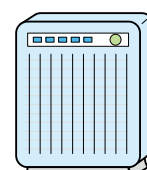


Corrugated plates, plate glass, etc.

[Disposal items that are dangerous]



Cans that still have contents inside (gas, paint, etc.)



Dehumidifiers containing chlorofluorocarbon gas


Specified Large Waste shaped like a rod, board, etc. (wood, carbon-based) (paid bags)

New Oct. 1, 2024

[Items between 50 cm and 1 m in length]

- Rulers (less than 10 cm on other side)
- *Shinai* and *bokuto* sticks
- Ladles, etc.

[Items 50 cm or longer (1 m or longer is also acceptable)]



- Brooms
- Rackets
- Bats
- Canes, walking sticks
- Reed screens
- Bathtub cover
- Insect nets
- Fishing nets

Paid Bag (Designated Collection Bag)

“Combustible Waste” and “Non-Combustible Waste” must be disposed of in separate paid bags (designated collection bags) with the openings tied shut. Items disposed of without using the paid bags will not be collected.

Size and price of bag

Paid bags (designated collection bags) are sold at supermarkets, convenience stores, drugstores, and other stores in the city. There are 10 bags per set.



Stores that carry paid bags



Outer packaging (front)



*The bags have gussets 6 to 10 cm in width.

Size	A set of 10 pieces	Price per piece
5 L (S) (42 cm in length x 18 cm in width)	100yen	10yen
10 L (M) (50 cm in length x 26 cm in width)	200yen	20yen
20 L (L) (60 cm in length x 34 cm in width)	400yen	40yen
40 L (LL) (75 cm in length x 45 cm in width)	800yen	80yen

*Prices with tax included.

Items that can be disposed of without using the paid bags

■ Diapers, potty training pants, incontinence pads (see page 6)

Please remove soiled items, place them in a transparent or semi-transparent bag (up to 45 L), and dispose of them so that garbage collectors can see that they are paper diapers/pads. The waste will not be collected if any other items besides paper diapers/pads are mixed in.

*This does not apply to paper diapers for pets. Please dispose of them in a paid bag (designated collection bag).

■ Waste scattered at clean stations and waste from road cleaning

Waste scattered at clean stations by animals can be disposed of as cleaned up waste without using paid bags (designated collection bags). Please sort the waste as much as possible and place them in transparent or semi-transparent bags (up to 45 L). Write “SEISOU GOMI” (cleaned up waste) in large characters on bags and put them out on the collection day for each item type.

Exemption system in regard to paid bags (designated collection bags)

A certain number of paid bags (designated collection bags) will be issued free of charge to those who meet any of the following 1-5 conditions. However, if a household meets more than one of the conditions, extra bags will not be issued except for people who meet condition 5: “Person undergoing peritoneal dialysis at home or using an ostomy device.” For details, please check the information sent to the relevant persons or contact the Resource Recycling Division.

1. Public assistance recipient household
2. Child rearing allowance recipient household
3. Special child rearing allowance recipient household
4. Qualified household for medical subsidy to single-parent families, etc.
5. Person undergoing peritoneal dialysis at home or using an ostomy device

Recyclable Items and Waste Not Handled by the City (1)

Items subject to the Act on Recycling of Specified Kinds of Home Appliances

Air conditioners, televisions, refrigerators/freezers, and washing machines/clothes dryers cannot be collected by the city because they must be recycled by the manufacturer or other such parties in accordance with the Act on Recycling of Specified Kinds of Home Appliances.

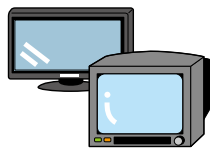
A recycling fee will be charged for disposal of such items. The recycling fee varies depending on the manufacturer, so please check the website of the Home Appliance Recycle Coupon Center.



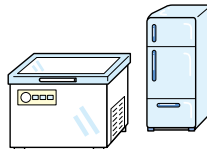
問 Home Appliance Recycle Coupon Center: 0210-31-9640




Air conditioners



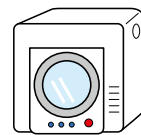
Televisions



Refrigerators and freezers



Washing machines



Clothes dryers



Request pick-up from the store where you bought the old item or where you are purchasing a new replacement for the old item.



Request collection and transportation from a company in the city that accepts Home Appliance Recycle Coupons.

Request pick-up and transportation of the item from a company that accepts Home Appliance Recycle Coupons among the licensed Kamakura City general waste collection and transportation operators. In addition to the recycling fee, a collection and transportation fee will be charged.

*Collection and transportation fees vary depending on the company.

Companies that accept Home Appliance Recycle Coupons	Address	Phone Number
Kamakura Waste Resources Cooperative	1-14-14-202, Yukinoshita, Kamakura-shi	0467-61-2355
Jinchu Unyu *Only accepts waste you bring yourself	4-1-35, Omachi, Kamakura-shi	0120-37-1819
Chonan Syoten	5-2-8, Omachi, Kamakura-shi	0120-75-2172
TEKUNO TORANCE	6-2-5, Tebiro, Kamakura-shi	0120-94-0467



Take the item to the manufacturer's designated pick-up location yourself.

Buy a Home Appliance Recycle Coupon at a post office or Japan Post Bank in advance, call the manufacturer's designated pick-up location, and bring the appliance to the location yourself. In addition to the recycling fee, a Home Appliance Recycle Coupon Transfer Fee will be charged. When purchasing a Home Appliance Recycle Coupon, please bring a note confirming the name of the manufacturer of the appliance to be disposed of, the screen size for TVs, and the capacity for refrigerators and freezers.

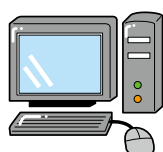
Manufacturer's designated pick-up location	Phone Number
Satou Co., Ltd., Recycling Department (Chigasaki City)	0467-84-6785
Chigasaki designated pick-up location of Seino Transportation Co., Ltd. (Chigasaki City)	0467-87-1305

Recyclable Items and Waste Not Handled by the City (2)

Computer equipment

Computer equipment cannot be collected by the city because the manufacturers recycle them in accordance with the Act on the Promotion of Effective Utilization of Resources.

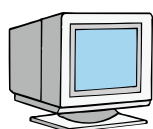
Peripheral equipment such as printers, external hard drives, scanners, etc., other than standard equipment at the time of purchase may be disposed of as “Non-Combustible Waste (or as Large Waste for items larger than 50 cm).”



Desktop computers



Laptops



CRT monitors



Computers with integrated CRT monitors



LCD monitors



Computers with integrated LCD monitors



Disposal method 1

Request collection from the computer manufacturer, etc.

Ask the manufacturer of the device to be disposed of to collect it. If your computer has a “PC Recycle” symbol, there is no collection fee. If it does not have a symbol, then there will be a collection and recycling fee.

If there is no manufacturer to collect the computer, please ask the PC3R Promotion Association to collect the computer for a fee.

問 PC3R Promotion Association: 03-5282-7685



Disposal method 2

Request collection from RenetJapanRecycle, Inc.

In July 2020, Kamakura City entered into an agreement with RenetJapanRecycle, Inc., a company approved by the Ministry of the Environment and the Ministry of Economy, Trade and Industry, for the recycling of small home appliances via home delivery service in order to properly recycle used computers and other items.

If the main body of the computer is included, there is no charge for the collection of one box (the total of the length + width + height must be 140 cm or less and the weight must be 20 kg or less). Peripheral equipment such as printers and scanners can also be collected together.

For details, please visit the website of RenetJapanRecycle, Inc.



Spring mattresses/Spring sofa beds

Spring mattresses and spring sofa beds cannot be collected by the city because they are difficult to dispose of properly. Please ask the store where you purchased them to dispose of them.

If it is difficult to dispose of them at the store where you purchased them, contact the Resource Recycling Division for a disposal company and request disposal for a fee.

Recyclable Items and Waste Not Handled by the City (3)

Small rechargeable batteries and button batteries

Small rechargeable batteries (nickel-cadmium (Ni-Cd)), nickel-metal hydride (NiMH), lithium-ion (Li-ion)), and button batteries (LR, SR, PR) cannot be collected by the city.



Small rechargeable batteries



Ni-Cd
Nickel-cadmium (Ni-Cd) batteries

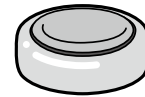


Ni-MH
Nickel-metal hydride (NiMH) batteries



Li-ion
Lithium-ion (Li-ion) batteries

Look for these symbols



Button batteries



Place in collection boxes at stores, etc.

Use the batteries until they run out of power, wrap them with cellophane tape or other such tape, and dispose of them by placing them in a collection box at a store or other location. Batteries that do not have a recycling symbol cannot be placed in collection boxes. Please contact the Resource Recycling Division for collection and transportation companies and dispose of them for a fee.

Stores with collection boxes	Address and phone number
Ito-Yokado Ofuna store	6-1-1, Ofuna, Kamakura-shi 0467-47-5211
KOHNAN Kamakura Ofuna store	1188-1, Okamoto, Kamakura-shi 0467-42-8301



Small rechargeable batteries



Button batteries

*Collection boxes are also available at electronics stores, etc.

Reference Japan Portable Rechargeable Battery Recycling Center (JBRC) (03-6403-5673), Battery Association of Japan (0120-266-205)

Other

Please ask the store or a specialist to dispose of your waste. If you do not know where to do this, contact the Resource Recycling Division to ask about disposal companies and dispose of them for a fee.

Category	Items
Toxic Waste	Farm chemicals/lab chemicals (including containers), engine oil, battery acid, petroleum, kerosene, and similar items, and tires
Foul-Smelling Waste	Dirt
Hazardous Waste	Fire extinguishers/spray type fire extinguisher (filled), propane tanks
Infectious Waste	Medical waste with sharp edges
Extremely Oversized or Heavy Waste	Automobiles, motorbikes/motorcycles, tire wheels, electric 3- and 4-wheeled vehicles, watercrafts, pianos, farm machinery (threshers, etc.), water heaters (electric/solar-powered), fireproof safes, bathtubs (excluding wooden tubs), refrigerators/freezers for business use, oil storages (over 90 L), metal drums (over 200 L)
Soil and stones	Concrete, soil, sand, rocks, bricks, blocks, tiles, and similar substances
Other	Bowling balls, various types of surfboards (surfing, windsurfing, bodyboarding)

【 List of contact information 】

Resource Recycling Division

- How to sort and dispose of recyclable items and waste (Resource Recycling Unit)
- Subsidy program for purchasing food waste disposal machines
☎ 0467-61-3396 ✉ gomi@city.kamakura.kanagawa.jp
- Waste from businesses (Fueda Office, Resource Recycling Unit)
☎ 0467-84-8706 ✉ gomi@city.kamakura.kanagawa.jp
- Door-to-door collection (Door-to-Door Collection Unit)
☎ 0467-40-5542 ✉ kobetsu@city.kamakura.kanagawa.jp

Environment Center

- Collection and transportation of recyclable items and waste
- Reservations for Large Waste, etc.
- Clean stations
- Loan of anti-crow nets (see page 4)
- Special waste collection for the elderly, people with disabilities, etc.
- Animal remains

☎ 0467-44-5344

✉ imaizumi-cc@city.kamakura.kanagawa.jp

2024 edition

How to sort and dispose of recyclable
items and waste

Publisher: Resource Recycling Division,
City of Kamakura

Issued in August 2024